

MONTHLY STATISTICAL BULLETIN

SEPTEMBER 2018

Market capitalization : 165.006.303.844

Turnover: 483.521.117

Number of transactions: 1.843

MBI10: 3.530,08

↑3,85%

↑3,14%

↑25,46%

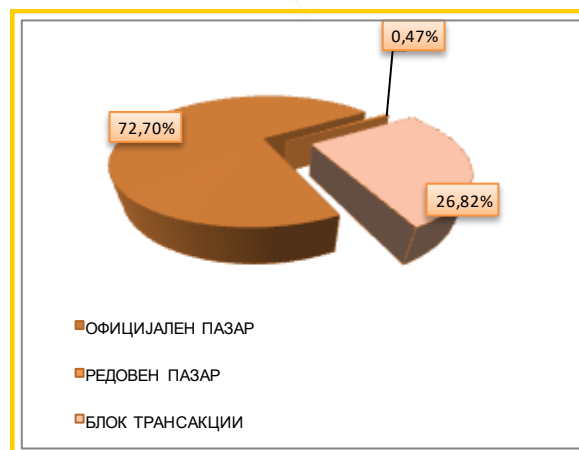
↑4,34%

BASIC INDICATORS

TURNOVER (denars)	August 2018	September 2018	% of change
TRADING IN BEST	252.634.347	353.818.953	40,05
Shares	239.662.015	346.276.111	44,49
Bonds	12.972.332	7.542.842	-41,85
DAILY AVERAGE TURNOVER (denars)	12.030.207	17.690.948	47,05
DAILY AVERAGE NUMBER OF TRANSACTIONS	69	92	33,33
BLOCK TRANSACTIONS	216.175.566	129.702.164	-40,00
PUBLIC AUCTIONS	0	0	-
PUBLIC OFFERING	0	0	-
TOTAL	468.809.913	483.521.117	3,14
NUMBER OF TRANSACTIONS			
TRADING IN BEST	1.460	1.827	25,14
BLOCK TRANSACTIONS	9	16	77,78
PUBLIC AUCTIONS	0	0	-
PUBLIC OFFERING	0	0	-
TOTAL	1.469	1.843	25,46
MARKET CAPITALIZATION (denars)			
MARKET CAPITALIZATION OF SHARES	158.888.117.472	165.006.303.844	3,85
OFFICIAL MARKET-SHARES	155.491.486.307	161.609.672.679	3,93
MARKET OF JOINT STOCK COMPANIES WITH SPECIAL REPORTING OBLIGATIONS	3.396.631.165	3.396.631.165	0,00
MARKET CAPITALIZATION OF BONDS	3.362.396.552	3.350.742.635	-0,35
TOTAL MARKET CAPITALIZATION	162.250.514.024	168.357.046.478	3,76
MBI10	3.383,38	3.530,08	4,34
OMB	129,74	129,48	-0,20
NUMBER OF LISTED SECURITIES	106	106	0,00
NUMBER OF TRADING DAYS	21	20	-4,76

TURNOVER STRUCTURE

Market segment	Turnover (denars)	Turnover (EUR)	%	Number of transactions
OFFICIAL MARKET	351.531.445	5.716.450	72,70	1.811
REGULAR MARKET	2.287.508	37.201	0,47	16
BLOCK TRANSACTIONS	129.702.164	2.109.150	26,82	16
PUBLIC AUCTIONS	0	0	0,00	0
PUBLIC OFFERING	0	0	0,00	0
TOTAL	483.521.117	7.862.801	100,00	1.843



MONTHLY STATISTICAL BULLETIN

10 MOST LIQUID SHARES (Official market)

Issuer	Max (denars)	Min (denars)	Average price (denars)	Volume	Turnover (denars)	Turnover (EUR)	%	Num. of trans.	Market capitalization (denars)
Komercijalna banka AD Skopje	5.270,00	5.111,00	5.167,87	20.817	107.934.525	1.755.178	31,38	306	11.980.052.430
Makpetrol Skopje	48.506,00	46.000,00	47.104,67	1.034	48.847.264	794.331	14,20	215	5.432.895.388
Alkaloid Ad Skopje	8.450,00	7.901,00	8.051,41	4.100	33.087.831	538.064	9,62	195	11.955.146.916
NLB banka AD Skopje	14.400,00	13.999,00	14.057,93	1.757	24.697.087	401.614	7,18	77	12.192.916.460
Granit AD Skopje	875,00	800,00	821,13	28.315	23.543.352	382.856	6,84	188	2.655.481.840
Ohridska banka AD Skopje	6.750,00	6.420,00	6.587,30	1.993	13.099.631	213.020	3,81	59	3.407.910.000
TTK banka AD Skopje	1.220,00	1.100,00	1.141,31	10.766	12.194.278	198.298	3,54	72	1.088.603.106
UNI banka AD Skopje	2.480,00	2.260,00	2.349,66	5.151	11.960.533	194.497	3,48	71	1.290.866.144
Stopanska banka AD Skopje	1.160,00	1.070,00	1.120,39	9.927	11.120.433	180.835	3,23	89	20.178.555.424
Prilepska Pivarnica AD Prilep	46.500,00	44.500,00	45.416,76	167	7.655.950	124.498	2,23	15	1.856.187.000
Rest				50.386	47.773.286	776.868	13,89	433	89.571.057.969
Total				134.413	341.914.170	5.560.058	100,00	1.720	161.609.672.679

TOP GAINERS / TOP LOSERS—OFFICIAL MARKET

Issuer	Average price (denars) 31.08.2018	Average price (denars) 30.09.2018	% of change
TOP GAINERS			
Geras Cunev Konfekcija Strumica	300,00	500,00	66,67
Stopanska banka Skopje— preference	1.050,00	1.293,07	23,15
Hoteli Metropol Ohrid	299,00	350,00	17,06
Evropa Skopje	2.911,00	3.276,00	12,54
Beton Skopje	9.010,00	10.100,00	12,10
TOP LOSERS			
Arcelormittal Skopje (HRM) Skopje	37,00	20,00	-45,95
Geras Cunev Trgovija Strumica	545,00	500,00	-8,26
UNI Banka Skopje	2.450,00	2.364,28	-3,50
Karpos Skopje	300,00	290,00	-3,33
Osiguruvanje Makedonija Skopje— Vienna			
Insurans Grup	1.550,00	1.505,00	-2,90

OVERVIEW OF THE TRADING WITH BONDS

	HIGH (%)	LOW (%)	Last daily average price (%)	Last trading day	Volume (in EUR)	Turnover (denars)	Turnover (EUR)	Yield to maturity *
Government bonds-denationalization XIII issue (RMDEN13)	97,00	95,00	95,12	24.09.2018	12.057	706.407	11.487	3,68%
Government bonds-denationalization XV issue (RMDEN15)	96,50	95,00	95,50	28.09.2018	7.440	437.735	7.118	3,18%
Government bonds-denationalization XVI issue (RMDEN16)	96,00	96,00	96,00	18.09.2018	20.092	1.186.135	19.288	2,94%
Government bonds-denationalization XVII issue (RMDEN17)	96,30	96,10	96,30	28.09.2018	88.165	5.212.565	84.764	2,80%

* The model for calculation of annual average yield to maturity is adapted to the characteristics of the bonds. Calculation date is 30.09.2018 using the last average price of the bonds.

MONTHLY STATISTICAL BULLETIN

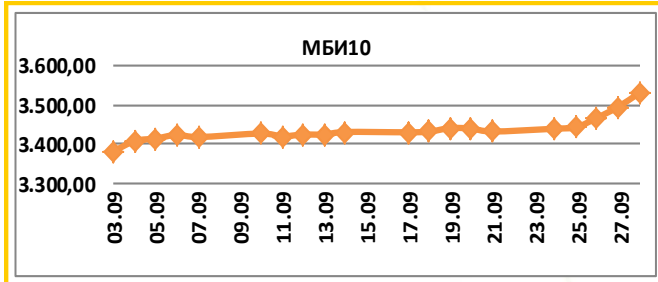
MBI10

Value at 28.09.2018 **3.530,08**

MAX Value in September (28.09.2018) 3.530,08

MIN Value in September (03.09.2018) 3.382,20

% of change from 28.12.2017 39,04%



All about MBI10 on: <http://www.mse.com.mk/Indicies.aspx?Index=MBI10>

Composition of MBI10

Composition of MBI10	Turnover (denars)	Volume	Num. of trans.	Last average price	% of monthly change of price
Alkaloid AD Skopje	33.087.831	4.100	195	8.352,34	5,23
Granit AD Skopje	23.543.352	28.315	188	864,59	6,74
Komercijalna banka AD Skopje	155.675.775	30.058	314	5.256,56	2,32
Makpetrol AD Skopje	49.879.966	1.056	216	48.343,11	4,95
Makedonijaturist AD Skopje	6.550.504	1.371	34	4.875,67	3,70
Stopanska banka AD Skopje	11.120.433	9.927	89	1.155,69	9,11
TTK banka AD Skopje	12.194.278	10.766	72	1.199,05	5,38
Makedonski Telekom AD Skopje	3.052.200	10.680	40	288,58	3,19
Ohridska banka AD Skopje	13.099.631	1.993	59	6.600,00	1,53
NLB Tutunska banka AD Skopje	63.118.087	4.387	80	14.276,40	1,97

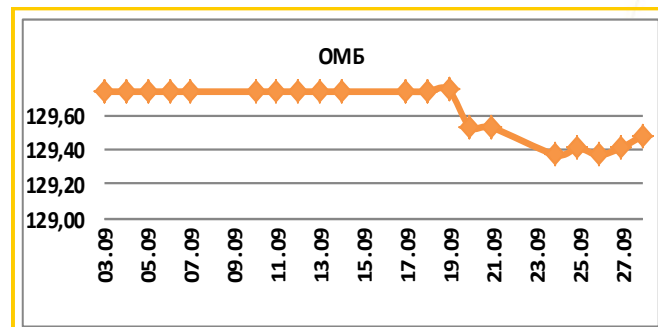
OMB

Value at 28.09.2018 **129,48**

MAX Value in September (19.09.2018) 129,75

MIN Value in September (24.09.2018) 129,37

% of change from 28.12.2017 0,71%



All about OMB on: <http://www.mse.com.mk/Indicies.aspx?Index=OMB>

Composition of OMB

Composition of OMB	Turnover (denars)	Volume	Num. of trans.	Last average price	% of monthly change of price
Government bonds-denationalization IX issue (RMDEN09)	0	0	0	98,00	0,00
Government bonds-denationalization X issue (RMDEN10)	0	0	0	95,30	0,00
Government bonds-denationalization XI issue (RMDEN11)	0	0	0	97,00	0,00
Government bonds-denationalization XII issue (RMDEN12)	0	0	0	97,10	0,00
Government bonds-denationalization XIII issue (RMDEN13)	706.407	12.057	4	95,12	-1,84
Government bonds-denationalization XIV issue (RMDEN14)	0	0	0	96,30	0,00
Government bonds-denationalization XV issue (RMDEN15)	437.735	7.440	6	95,50	-1,04
Government bonds-denationalization XVI issue (RMDEN16)	1.186.135	20.092	7	96,00	0,00
Government bonds-denationalization XVII issue (RMDEN17)	5.212.565	88.165	33	96,30	0,21



MONTHLY STATISTICAL BULLETIN

MBI10 LISTED COMPANIES RATIOS

Issuer	P/E Ratio ¹	Dividend yield ²	Foreign investors participation in September 2018	Foreign investors participation in August 2018	Change
Alkaloid AD Skopje	14,77	3,23%	5,59%	5,57%	0,02%
Granit AD Skopje	14,17	3,42%	7,33%	7,53%	-0,20%
Komercijalna banka AD Skopje	19,19	3,24%	6,50%	6,89%	-0,39%
Makpetrol AD Skopje	17,28	2,07%	1,92%	2,02%	-0,10%
Makedonijaturist AD Skopje	20,05	4,27%	0,98%	0,88%	0,10%
Stopanska banka AD Skopje	9,87	10,12%	92,44%	92,44%	0,00%
TTK banka AD Skopje	10,87	8,67%	1,47%	1,47%	0,00%
Makedonski Telekom AD Skopje	20,03	6,37%	1,50%	1,50%	0,00%
Ohridska banka AD Skopje	9,71	1,03%	76,07%	76,02%	0,05%
NLB banka AD Skopje	5,74	4,36%	89,07%	89,16%	-0,09%

[1] Share price at last day of trading in currently month,/ Earnings per share

[2]The ratios are calculated using the data from the last published Audited financial reports and last paid dividend.

FOREIGN INVESTORS—OFFICIAL MARKET

	Foreign Legal investors September 2018	Foreign private investors September 2018	Total Foreign entities September 2018	Total Foreign entities August 2018	Change
Shares[3]	34,41%	1,26%	35,67%	35,69%	-0,02%
Bonds[4]	0,12%	0,07%	0,19%	0,19%	0,00%
Total Official market	33,20%	1,22%	34,42%	34,44%	-0,02%

[3] Data as last day of trading in currently month according to the Central Securities Depository, regarding the participation of the foreign investors in the number of shares.

[4]Data as last day of trading in currently month according to the Central Securities Depository, regarding the participation of the foreign investors in the total nominal value of bonds.

FOREIGN AND DOMESTIC INVESTORS IN THE TOTAL TURNOVER [5] *

	BUYING % of total	SELLING% of total
Foreign private investors	1,30%	1,64%
Foreign Legal investors	2,94%	15,47%
Total Foreign Legal entities	4,24%	17,11%
Domestic private investors	54,10%	49,15%
Domestic Legal investors	41,66%	33,74%
Total Domestic Legal entities	95,76%	82,89%

[5]Data as last day of trading in currently month according to the Central Securities Depository, regarding the participation of the foreign and domestic investors in the total turnover.

TURNOVER PER MEMBERS / in denars

Member	Code	Trading in BEST system	% of trading in BEST sys.	Block (denars)	% block	Public auctions	% of Public auctions	Public offering	% of Public offering	Total
Eurohaus AD Skopje	EH	146.975.260	20,77	103.062.140	39,73	0	0,00	0	0,00	250.037.400
ILIRIKA INVESTMENTS AD Skopje	IL	173.139.497	24,47	53.186.142	20,50	0	0,00	0	0,00	226.325.639
Komercijalna banka AD Skopje	KB	70.224.587	9,92	83.394.046	32,15	0	0,00	0	0,00	153.618.633
NLB Banka Skopje	TN	106.451.120	15,04	19.762.000	7,62	0	0,00	0	0,00	126.213.120
Sparkase banka Makedonija AD Skopje	SP	67.158.581	9,49	0	0,00	0	0,00	0	0,00	67.158.581
Invest broker Skopje	MI	44.645.407	6,31	0	0,00	0	0,00	0	0,00	44.645.407
TTK Banka AD Skopje	TK	28.404.868	4,01	0	0,00	0	0,00	0	0,00	28.404.868
Stopanska banka AD Skopje	SB	28.153.940	3,98	0	0,00	0	0,00	0	0,00	28.153.940
Eurostandard Banka AD Skopje	ES	17.602.310	2,49	0	0,00	0	0,00	0	0,00	17.602.310
INOVO BROKER AD Skopje	IN	13.330.045	1,88	0	0,00	0	0,00	0	0,00	13.330.045
Fersped Broker AD Skopje	FR	11.552.290	1,63	0	0,00	0	0,00	0	0,00	11.552.290
Total		707.637.906	100,00	259.404.328	100,00	0	100,00	0	100,00	967.042.234

Turnover via BEST system and turnover in block trades is calculated on the basis of double counting, in order to include the executed cross trades by the MSE members in the structure of the overall MSE turnover. As since July 13, during the government auctions on the selling side there is no brokers (i.e. MSE performs this role), the turnover derived from government auctions is still calculated on the basis of single counting.



MONTHLY STATISTICAL BULLETIN

AS A REMINDER

The product of the Macedonian Stock Exchange **BESTNET ANALYTICS** is a modern internet service that helps investors in building well-founded investment strategies and in bringing valuable investment decisions.

BESTNET ANALYTICS contains:

- Data for more than **100** companies traded on the Macedonian Stock Exchange
- More than **70** different financial indicators of companies and more than **40** indicators for banks
- Monitoring and comparing the values for the last **3** years
- Tracking results by quarters
- Data in den, euros and dollars
- Data for paid dividends from companies for the last **4** years
- Data for the major shareholders of the company
- Data for management bodies of the company
- Data for related companies
- Comparison and monitoring of a large number of financial indicators
- Monitoring indicators by sectors and industries
- Graphic display of technical indicators
- Over **40** technical indicators and oscillators
- Monitoring of investments, determining their current value
- Calculation of gains / losses from unrealized transactions
- Calculation of gains / losses from trades executed
- Simulated portfolios

Шифра на XB	Датум на трансакција	Број на трансакција	Количина	Куповна вредност - вкупно (во ден.)	Датум на последна цена	Последна просечна цена	Вкупна вредност (во ден.)	Нереализирана добитка / загуба (во ден.)	% промена од вкупна вредност на XB	% од вредноста на вкупните вложувања
скратен преглед на поединична трансакција										
GRNT	17.02.2009	X52515136	600,00	360.000,00	21.01.2009	653,11	391.866,00	1.800.000,00	133,33%	3,74%
TELE	11.06.2009	1235649	600,00	360.000,00	21.01.2009	653,11	391.866,00	31.866,00	8,85%	1,00%
детален преглед на поединична трансакција										
P.Македонија - денационализација 01 (PMDEN01)										
Тип на хартија	Bond		Куповна вредност - вкупно (во ден.)		107.092,08		Датум на последна цена		27.11.2007	
Датум на трансакција	11.07.2008		Последна просечна цена		85,00		Вкупна вредност (во ден.)		116.662,50	
Број на трансакција	1919		Нето вредност (во ден.)		6.614.520,00		Нереализирана добитка / загуба (во ден.)		11.198,57	
Количина	2.250,00		% промена од купување на XB		10,05%		% од вредноста на вкупните вложувања		0,30%	
Куповна цена (во %)	77,50		Акмулирана камата (во ден.)		1.238,85		Вкупна вредност (во ден.)		117.888,35	
Номинална вредност	1,00 EUR		Куповна вредност (во ден.)		106.689,77		Нереализирана добитка / загуба (во ден.)		11.198,57	
Куповна вредност (во ден.)	106.689,77		Купена акциул. камата (во ден.)		402,31		% промена од купување на XB		10,05%	
Купена акциул. камата (во ден.)	402,31		Трансакциони трошоци (во ден.)		500,00		% од вредноста на вкупните вложувања		0,30%	
Трансакциони трошоци (во ден.)	500,00									
TOTAL			36.067.092,08		62.684.319,35		26.617.629,57		100,00%	

Опис на XB	Податоци од тргувањето
Лазарен сегмент	Официјален пазар
Лазарен подсегмент	Берзанска котација - обични акции
Тип на XB	Обични акции
ISIN број	MKALKA101011
Вкупни издадени XB	1431353
Шифра на XB	ALK
Номинална вредност	25,56 EUR
Дејења на цената и прометот	
Највисока цена во посл. 52 недели	4.599,00
Најниска цена во посл. 52 недели	3.799,00
% промена во посл. 30 дена	8,48%
% промена во посл. 3 месеци	6,98%
% промена во посл. 6 месеци	0,80%
% промена во посл. 1 година	-4,07%
Просечен дневен промет во посл. 30 дена	645.146,23
Просечен дневен промет во посл. 3 месеци	812.362,12
Просечен дневен промет во тековната година	626.836,29
Просечен дневен промет во посл. 52 недели	1.304.591,88
Показатели по акција за издавачот	
Коefициент цена / добитка	10,43
Дивиденден принос	3,98%
Коefициент цена / Книговодствена вредност по акција	0,91
Коefициент цена / Акмулирана добитка по акција	2,62
Коefициент цена / приходи од продажба	1,01
Коefициент цена / парични прилими од оперативни активности	13,59
Коefициент цена / оперативна добитка	8,93
Коefициент цена / EBITDA	6,35
Највисок P/E во посл. 52 недели	11,46
Најнисок P/E во посл. 52 недели	9,47
Нето добитка по акција за посл. 12 месеци	430,59
Коefициент цена / добитка за посл. 12 месеци	9,77

For more information on : www.bestnet.com.mk